

# Installation manual for NTG5X Qualcomm android10

**WARNING: to protect your benefit, after your installation, test below functions, then install back the cd radio and frames, avoid u pay unnecessary 2<sup>nd</sup> time installation fees**

1. Click NTG Mode, see if OEM system appear NOT correct, CHECK PAGE 2
2. Click music, video, Youtube ETC, test if have sound or not, if have sound, ok. If not, CHECK PAGE 2
3. Click icon of Phone, connect your phone, to give a call, check if you and the receiver can both hear, if yes, OK. If not, CONNECT, **use external speaker**


This is the 3 basements of testing before you recover all frames.


## Installation

Device port:



Device cables:





ABC are on screen power plug, A is AUX DET, B is DVR POWER, C is DVR IR;  
 DEFGO are on 6m dsp cable, D is ACC-IN, E is SPK-CTL, F is GPS-A-CTL, G is AUX-IN, O is 10pin;

HIJK is on dsp cable, H is male plug, I is female plug, LMN is on DSP box,  
 P is original Burmester/Harman system male plug, normally in car trunk

**Basement connections:**

- 1 connect to 5
- 2 connect to 18

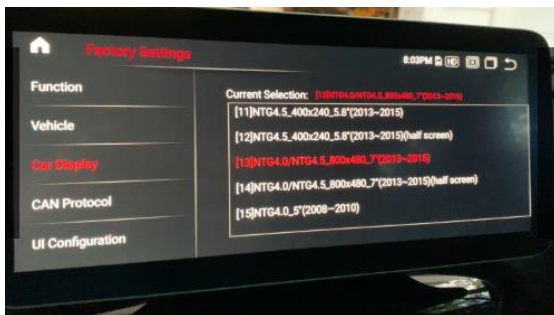
- 3 connect to 19
- 4 connect to 17
- 6 connect to OEM radio 40pin quadlock port
- 7 connect to OEM 40 pin male plug cable

If use DSP003, no need to connect USB-AUX adapter13/ 14, connection like below:

- A connect to F
- B connect to D
- C connect to E
- G connect to 15, 16 connect to 21 not 8,
- O connect to L,
- M connect to K,
- N connect to J

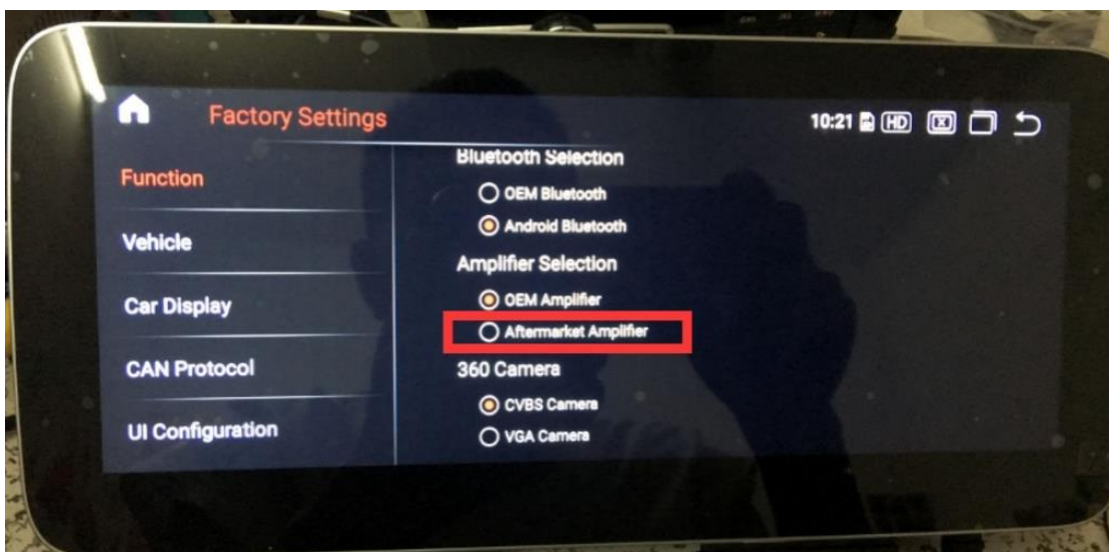
### OEM system is black

1. Check installation of LVDS
2. ENGINE ON+COMMAND RADIO ON, click setting-factory-enter 1314—find Car display, choose the different resolution of your car, u can make OEM system half screen or full screen, you decide.




### No sound for android system

1. After connect DSP, go to settings---factory settings---input password 1314, function---amplifier selection---choose aftermarket amplifier.



### No sound for OEM system after installation



If all other has sound, Bluetooth phone call and navigation via android screen not have, then need install the external speaker: disconnect the 4 small plugs on power plug (2 blue 2 white), connect the white one with label(小喇叭) with the small speaker, another white plug connect to the blue plug that fits, left one blue plug empty

